



DELTA IP66

LED

Type A Sign Light

230V

EL-D-LED6

Specification:

Conforms to BS EN 12899-1:2007

Weight

4.25Kg

Case material:

Aluminium, powder coated grey or black as standard

Lens material:

High impact polycarbonate hinged lens

Ingress protection:

IP66

Corrosion resistance:

SP2

Fixings:

M8 x 20mm Anti-corrosion, Anti-Rotational

Mounting options:

Single or double 76mm - 89mm diameter post top/through bracket

Wall mount bracket
TESPA (banding or clamp)

Compatibility:

Photocell (optional)
CMS / DALI (optional)

Gear Tray:

3 LED gear tray complete with quick connect plug + socket

Nominal life expectancy:

50,000+ hrs.

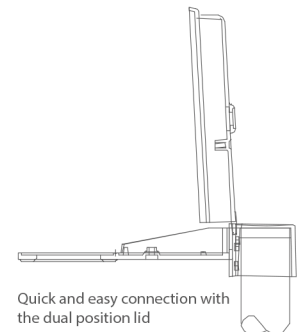
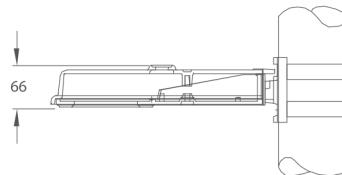
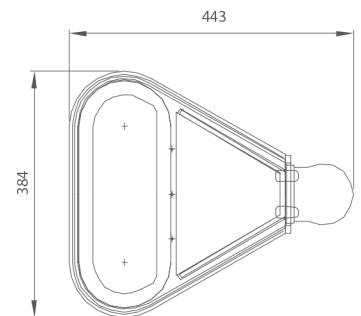
Voltage:

230 VAC

Power consumption:

2w

4200020000100



Charge code:

Recyclable:

Yes

Warranty:

www.mallatite.co.uk/certificates-warranty

Maintenance:

Clean external surfaces with a diluted mild detergent as required, paying particular attention to the lens and photocell window.

	Mean Illuminance	Uniformity of illuminance:
600mm circle	E2	UE3
750mm circle	E2	UE3
900mm circle	E2	UE2